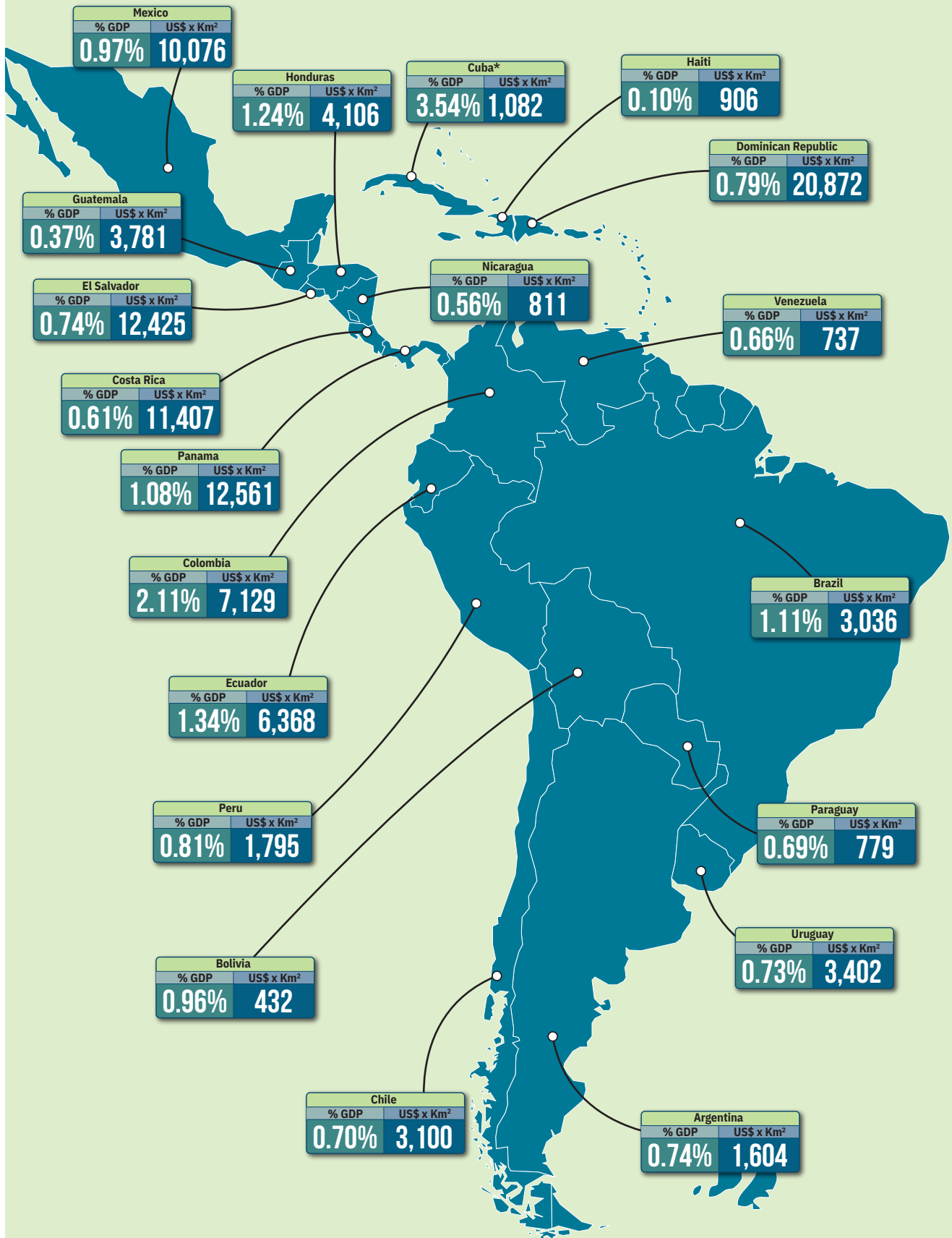


Chapter 3

THE BUDGET

Budget, GDP and Territory



*Cuba: 2015, latest public data on defence budget broken down apart from central administration and includes internal order.
 Costa Rica and Panama: security budget.

Source: Compilation based on sources as detailed in the section "The Countries" of this publication. Territory: Statistical Yearbook for Latin America and the Caribbean 2023, ECLAC.

General Data

	GDP	Population	Km ²	Defence Budget (US\$)
Argentina	604,260,000,000	45,773,900	2,780,400	4,459,699,868
Bolivia	49,334,000,000	12,388,600	1,098,580	474,685,054
Brazil	2,331,391,000,000	216,422,400	8,515,770	25,857,311,288
Chile	333,760,000,000	19,629,600	756,700	2,345,824,000
Colombia	386,076,000,000	52,085,200	1,140,620	8,131,785,035
Costa Rica	96,058,000,000	5,212,200	51,100	582,910,575
Cuba	3,351,052,833	11,174,600	109,880	118,850,000
Dominican Republic	127,356,000,000	11,333,000	48,200	1,006,052,087
Ecuador	121,592,000,000	18,190,500	256,370	1,632,679,062
El Salvador	35,333,000,000	6,364,900	21,040	261,429,393
Guatemala	110,035,000,000	18,092,000	108,890	411,683,024
Haiti	24,046,000,000	11,724,800	27,750	25,132,573
Honduras	37,355,000,000	10,593,800	112,490	461,868,166
Mexico	2,017,025,000,000	128,455,600	1,946,380	19,612,396,324
Nicaragua	18,830,000,000	7,046,300	130,370	105,733,270
Panama	87,350,000,000	4,528,000	75,320	946,109,041
Paraguay	45,820,000,000	6,861,500	406,750	316,676,584
Peru	282,458,000,000	34,352,700	1,285,220	2,307,434,970
Uruguay	82,605,000,000	3,423,100	176,220	599,470,431
Venezuela	97,116,000,000	28,838,500	912,050	671,767,913

Cuba: 2015, latest public data on defence budget broken down apart from central administration and includes internal order. For calculation purposes, GDP of that year is considered.
 Costa Rica and Panama: security budget.



1.02%

is the percentage of the GDP that Latin America allocates to defence.

The cost per inhabitant is the equivalent of buying

18 BigMac per year¹



1. According to the Big Mac Index published by The Economist, 2024. Bolivia, Cuba, and Haiti are not included in the calculation. Dominican Republic, Ecuador, El Salvador, Panama, and Paraguay based on own calculations using the criteria of the above mentioned index.


This budget primarily covers operational expenses that result in a range of activities contributing to the life of the countries:

- Defence of sovereignty
- Support in risk management and emergencies
- Collaboration with health and development institutions
- Support in the protection and care of natural resources
- Protection of critical infrastructure
- Provision of security²
- Support in maintaining public order
- Assistance in the distribution of supplies
- Territorial coverage, especially in isolated areas
- Logistical support for elections

2. Costa Rica and Panama.

Growth 2014-2024

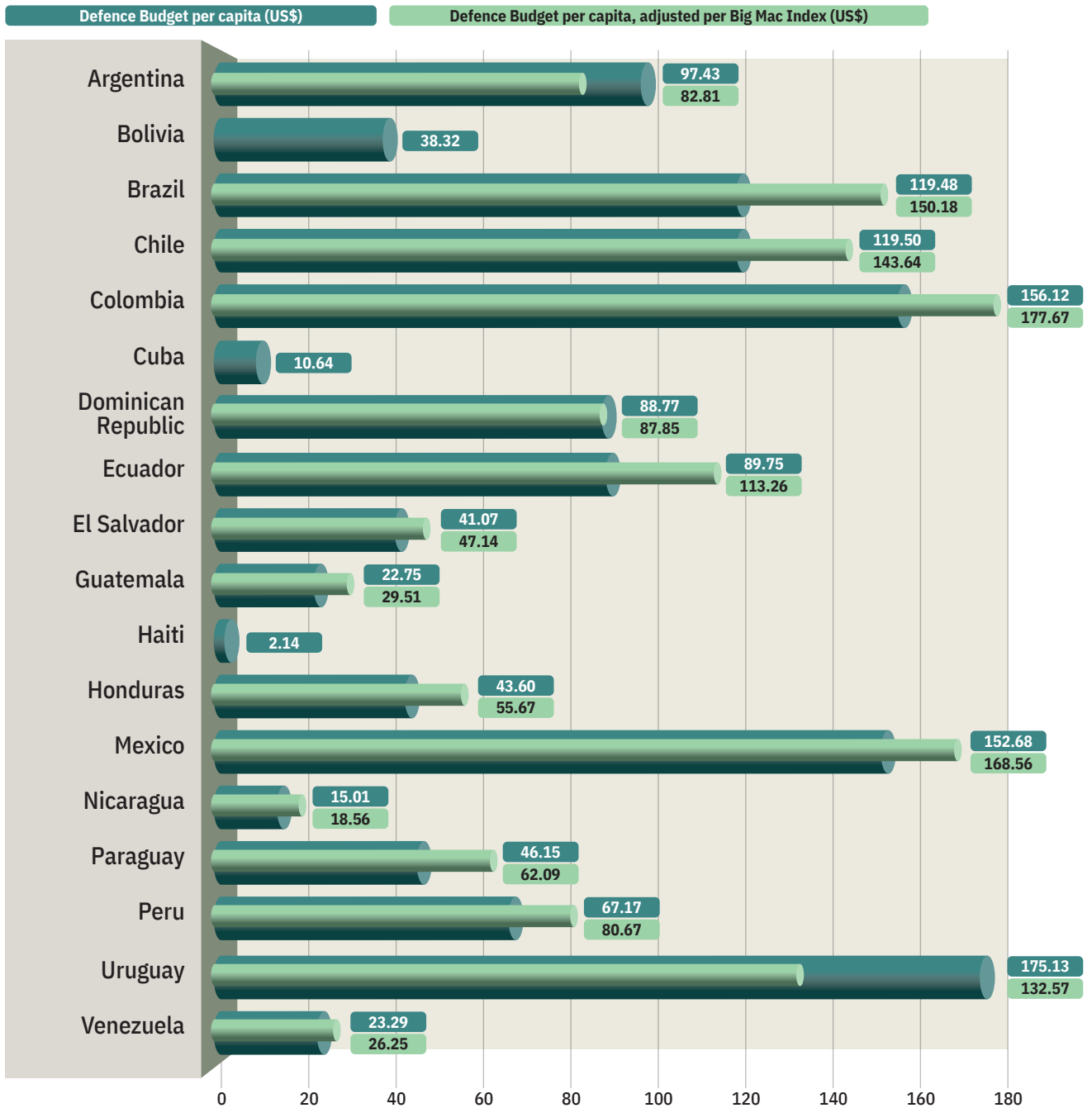
Average GDP Growth: **19.9%**



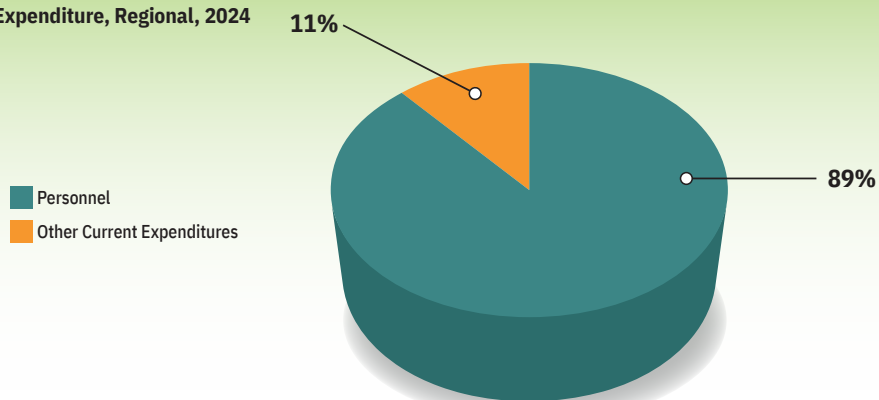
Average Defence Budget Growth: **-1.2%**

Source: Compilation based on sources as detailed in the section “The Countries” of this publication. Territory and population: Statistical Yearbook for Latin America and the Caribbean 2023, ECLAC. GDP: IMF, World Economic Outlook Database. Cuba: 2014. Index: The Economist, Big Mac Index.

General Data



Current and Capital Expenditure, Regional, 2024



Source: Compilation based on sources as detailed in the section “The Countries” of this publication. Territory and population: Statistical Yearbook for Latin America and the Caribbean 2023, ECLAC. GDP: IMF, World Economic Outlook Database. Cuba: 2014. Index: The Economist, Big Mac Index.